

Key Stage 2 SATs

A School Presentation to Parents

Key Stage 2 SATs timetable 2018

<https://www.gov.uk/guidance/key-stage-1-and-key-stage-2-test-dates>

Key stage 2

Date	Activity
Monday 14 May	English grammar, punctuation and spelling papers 1 and 2
Tuesday 15 May	English reading
Wednesday 16 May	Mathematics papers 1 and 2
Thursday 17 May	Mathematics paper 3

Science sampling tests

Schools selected for science sampling will need to be available to administer the tests within the 2 week period from Monday 4 June 2018.

Key Stage 2 SATs Changes

- In 2014/15 a new national curriculum framework was introduced by the government for Years 1, 3, 4 and 5
- However, Years 2 and 6 (due to statutory testing) continued to study the previous curriculum for one further year.
- In 2015/16 children in all years at Key Stage 1 and 2 began studying the new national curriculum.
- KS1 (Year 2) and KS2 SATs (Year 6) now reflect the new curriculum.
- If your child is in Year 6 this year, they will be the third group of pupils to receive the new tests and the new style of reporting results.

Assessment and Reporting

- 'Old' national curriculum levels (e.g. Level 3, 4, 5 and in some cases 6) have now been abolished, as set out in the government guidelines.
- **From 2016, test scores were reported as 'scaled scores'.**
- This had made comparison of achievement from KS1 levels to KS2 scores slightly more difficult to compare.
- Despite curriculum changes, pupils are still taught with the highest expectations and cover all required elements of the curriculum, similar to previous years.
- The new curriculum is more rigorous and sets high expectations which all schools have had to work hard to meet since the beginning of last year. Pupils in year 6 are studying work which has traditionally been in the Year 7 curriculum.

Scaled Scores

- What is meant by 'scaled scores'?
- **A scaled score of 100 will always represent the 'national standard'.**
- Each pupil's raw test score will therefore be converted into a score on the scale, either at, above or below 100.
- The scale will have a lower end point somewhere below 100 and an upper end point above 100.
- A child who achieves the 'national standard' (a score of 100) will be judged to have demonstrated sufficient knowledge in the areas assessed by the tests.
- In July 2018 each pupil will receive:
 - A raw score (number of raw marks awarded).
 - A scaled score in each tested subject.
 - Confirmation of whether or not they attained the national standard.
 - **As yet the thresholds for scaled scores are unknown and will be set after the tests have been taken this year.**

Scaled Score Examples

On publication of the test results in July 2018:

- A child awarded a scaled score of **100** is judged to have **met** the 'national standard' in the area judged by the test.
- A child awarded a scaled score of **more than 100** is judged to have **exceeded** the national standard and demonstrated a higher than expected knowledge of the curriculum for their age.
- A child awarded a scaled score of **less than 100** is judged to have **not yet met** the national standard and performed below expectation for their age.

Higher Attaining Pupils

- Previous Key Stage 2 tests were aimed at children achieving Levels 3-5 (with a national expectation to reach at least Level 4)
- In the past, additional Level 6 tests were produced for children who demonstrated higher than expected attainment, above Level 5.
- , there won't be any separate tests for the most able children.
- Instead, each test will have scope for higher attaining pupils to show their strengths.
- Last year a scaled score in the region of 110 or over was deemed to show exceeding attainment.

The Tests

- Key Stage 2 SATs take place nationally in the week commencing 14th May 2018.
- Statutory tests will be administered in the following subjects:
 - Reading (60 minutes)
 - Spelling (approximately 15 minutes)
 - Punctuation, Vocabulary and Grammar (45 minutes)
 - Mathematics
 - Paper 1: Arithmetic (30 minutes)
 - Paper 2: Reasoning (40 minutes)
 - Paper 3: Reasoning (40 minutes)
- In addition, some schools will be required to take part in Science testing, consisting of three tests in Biology, Physics and Chemistry. Not all schools will take part in this sampling, which takes place on a later date.
- All tests are externally marked.
- Writing will be 'Teacher Assessed' internally, as in recent years and moderated with other year 6 teachers and KCC moderators in May.

Reading

- The Reading Test consists of a single test paper with three unrelated reading texts.
- Children are given 60 minutes in total, which includes reading the texts and answering the questions.
- A total of 50 marks are available.
- Questions are designed to assess the comprehension and understanding of a child's reading.
- Some questions are multiple choice or selected response, others require short answers and some require an extended response or explanation.
- There is a lot of text to read and children will need to be able to speed read in order to access all the questions.

Spelling, Punctuation and Grammar

- A Spelling test is administered containing 20 words, lasting approximately 15 minutes.
- A separate test is given on Punctuation, Vocabulary and Grammar – children are required to spell correctly even when the question may be testing their application of a grammatical term. There are also questions requiring several elements which may only be worth 1 mark.
- This test lasts for 45 minutes and requires short answer questions, including some multiple choice.
- Marks for these two tests are added together to give a total for Spelling, Punctuation and Grammar.

Sample Questions

Grammar, Punctuation and Spelling Paper 1

40

Tick one box in each row to show if the underlined conjunction is a **subordinating conjunction** or a **co-ordinating conjunction**.

Sentence	Subordinating conjunction	Co-ordinating conjunction
I like ice-skating <u>and</u> roller-skating.		
Jamie likes roller-skating, <u>but</u> he has never tried ice-skating.		
Jamie will go ice-skating <u>if</u> I go with him.		

1 mark

chapter
menu

next
page

Sample Questions

Grammar, Punctuation and Spelling Paper 1

44

Underline the **verb form** that is in the **present perfect** in the passage below.

Rachel loves music and has wanted to learn how to play the piano for years. She was hoping for piano lessons, and was delighted when her parents gave her a keyboard for her birthday.

1 mark

chapter
menu

next
page

Mathematics

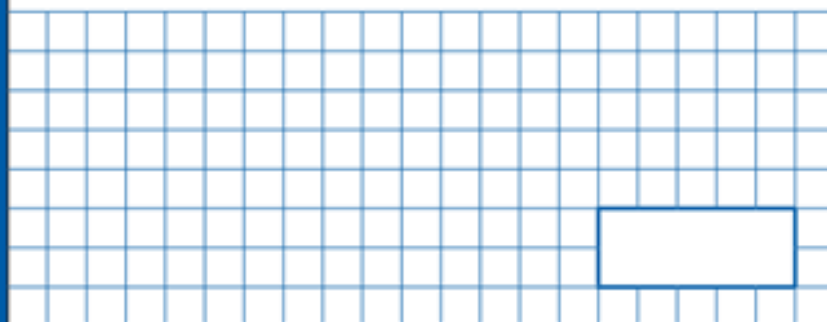
- The Mathematics tests have undergone the biggest change since the new curriculum.
- Children will sit three tests: Paper 1, Paper 2 and Paper 3.
- Paper 1 is for 'Arithmetic' lasting for 30 minutes, covering calculation methods for all operations, including use of fractions, percentages and decimals. (There are more than 30 questions in the test)
- Questions gradually increase in difficulty. Not all children will be expected to access some of the more difficult questions later in the paper.
- Papers 2 and 3 cover 'Problem Solving and Reasoning', each lasting for 40 minutes.
- Pupils will still require calculation skills but will need to answer questions in context and decide what is required to find a solution.
- No calculators are allowed to be used in any test.

Sample Questions

Maths Paper 1: Arithmetic

24

$$15.4 - 8.88 =$$

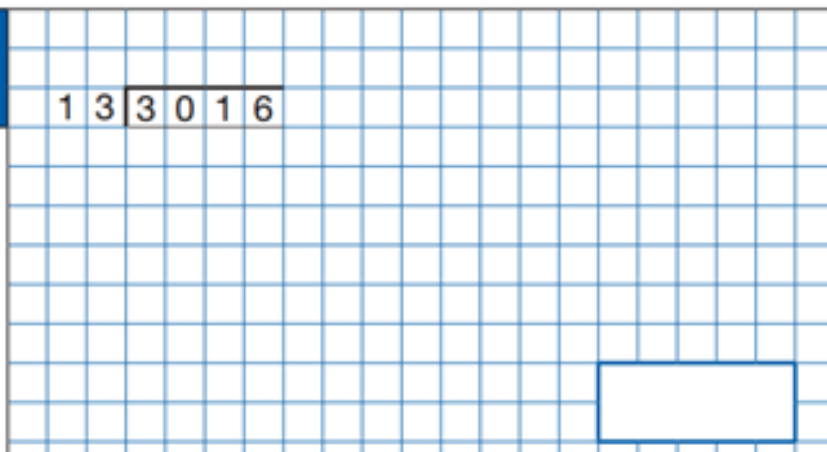


1 mark

25

$$13 \overline{) 3016}$$

Show
your
method



2 marks

Sample Questions

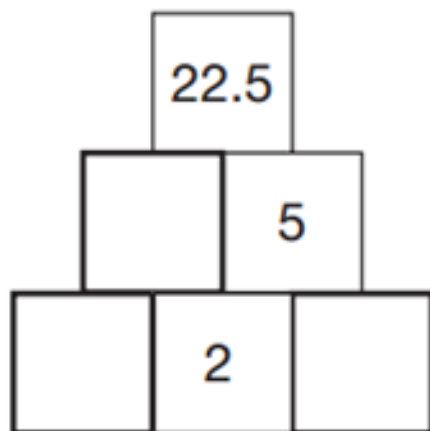
Maths Paper 2 / Paper 3 : Reasoning

14

Here is a number pyramid.

The number in a box is the **product** of the two numbers below it.

Write the missing numbers.



2 marks

Sample Questions

Maths Paper 2 / Paper 3 : Reasoning

16

Large pizzas cost £8.50 each.

Small pizzas cost £6.75 each.

Five children together buy one large pizza and three small pizzas.

They share the cost equally.

How much does each child pay?

Show
your
method

A large grid for showing the method to solve the problem. A small box with the pound symbol (£) is provided for the final answer.

2 marks

chapter
menu

next
page

How to Help Your Child

- First and foremost, support and reassure your child that there is nothing to worry about and they should always just try their best. Praise and encourage!
- Ensure your child has the best possible attendance at school.
- Support your child with any homework tasks.
- Reading, spelling and arithmetic (e.g. times tables) are always good to practise.
- Talk to your child about what they have learnt at school and what book(s) they are reading (the character, the plot, their opinion).
- Make sure your child has a good sleep and healthy breakfast every morning!



How to Help Your Child with Reading

- Listening to your child read can take many forms.
- First and foremost, focus developing an enjoyment and love of reading.
- Enjoy stories together – reading stories to your child at KS1 and KS2 is equally as important as listening to your child read.
- Read a little at a time but often, rather than rarely but for long periods of time!
- Talk about the story before, during and afterwards – discuss the plot, the characters, their feelings and actions, how it makes you feel, predict what will happen and encourage your child to have their own opinions.
- Look up definitions of words together – you could use a dictionary, the internet or an app on a phone or tablet.
- All reading is valuable – it doesn't have to be just stories. Reading can involve anything from fiction and non-fiction, poetry, newspapers, magazines, football programmes, TV guides.
- Visit the local library - it's free!

How to Help Your Child with Writing

- Practise and learn weekly spelling lists – make it fun! The high frequency words are key to the interim framework.
- Encourage opportunities for writing such as letters to family or friends, shopping lists, notes or reminders, stories or poems.
- Write together – be a good role model for writing.
- Encourage use of a dictionary to check spelling and a thesaurus to find synonyms and expand vocabulary
- Allow your child to use a computer for word processing, which will allow for editing and correcting of errors without lots of crossing out.
- Remember that good readers become good writers! Identify good writing features when reading (e.g. vocabulary, sentence structure, punctuation).
- Show your appreciation: praise and encourage, even for small successes!

How to Help Your Child with Maths

- Play times tables games
- Play mental maths games including counting in different amounts, forwards and backwards
- Encourage opportunities for telling the time
- Encourage opportunities for counting coins and money; finding amounts or calculating change when shopping
- Look for numbers on street signs, car registrations and anywhere else!
- Look for examples of 2D and 3D shapes around the home
- Identify, weigh or measure quantities and amounts in the kitchen or in recipes
- Play games involving numbers or logic, such as dominoes, card games, darts, draughts or chess

Useful websites for revision:

- <http://www.primaryhomeworkhelp.co.uk/revision/> excellent website with revision activities.
- https://www.cgpbooks.co.uk/interactive_ks2 publishers of very good revision guides, with free games and activities on their website
- www.emaths.co.uk access to all past SATs papers (not just maths) and mark schemes (some are old curriculum but still good practice)
- www.bbc.co.uk/bitesize/ks2 Key Stage Two revision activities.
- www.education.gov.uk/schools/teachingandlearning/assessment/keystage2 general information about the SATs this year.
- <http://www.bbc.co.uk/education/subjects/z7mtsbbk> An excellent, fun website covering reading skills and several different genres of writing
- <http://www.parkfieldict.co.uk/sats/spelling.html> Spelling is an important part of the SATs and this resource lists key words and rules children should be familiar with
- <http://www.everyschool.co.uk/english-key-stage-2-comprehension-3.html> Some helpful reading comprehension practise can be completed through this website
- <http://uk.ixl.com/math/year-6> This website covers all the skills the children need in Year 6. Through timed questions, it challenges the children and addresses misconceptions with clear explanations

That's all folks
Good Luck!